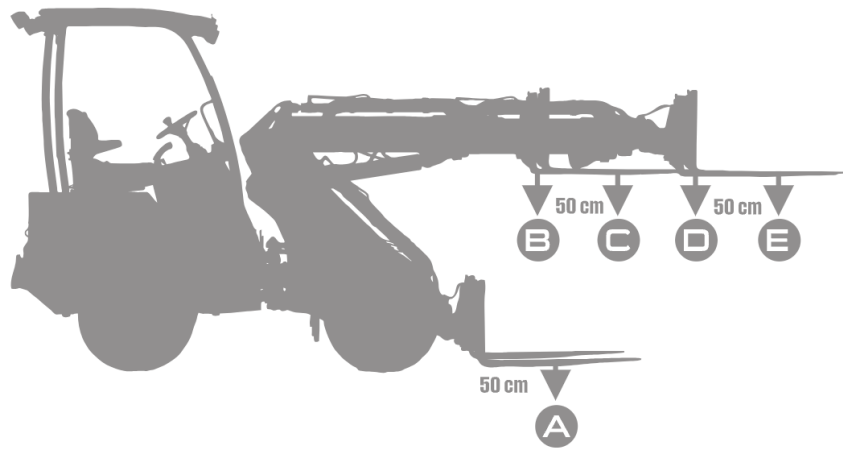










Hefcapaciteit



	+180 kg		met parallel cilinder		+180 kg			
A.	 700	 700	 700	 700	 940	 640	 940	 780
B.	1000	730	1000	950	1180	790	1200	980
C.	805	510	805	660	850	510	1100	660
D.	690	440	720	570	710	440	800	570
E.	560	340	560	425	550	340	730	425